




















SBB 1001

DHW CYLINDER

PRODUCT-NO.: 229293

Additional supplies

Article	Part no.	Type	Description
	231924	WDH 1001 SBB	Thermal insulation, Standby energy consumption/24 h at 65 °C: 3,5 kWh, Insulation for: SBB 1001 and 1001 SOL, Height: 2350 mm, Thickness: 110 mm
	234503	FCR 28/120 CrNi	Flanged immersion heater, Connected load with ~ 400 V: 6/12 kW, Version: Single/two line
	232907	WTS 30 E	Loading station, DHW heating, Height: 860 mm, Width: 500 mm, Depth: 290 mm
	232908	WTS 40 E	Loading station, DHW heating, Height: 1090 mm, Width: 520 mm, Depth: 305 mm
	232030	BGC 2/60	Threaded immersion heater, Depth of insertion: 480 mm
	075124	FCR 28/360 Si	Flanged immersion heater, Connected load with ~ 400 V: 36 kW, Version: Single circuit
	075131	FCR 28/180 Si	Flanged immersion heater, Connected load with ~ 400 V: 18 kW, Version: Single circuit
	075140	FCR 28/120 Si	Flanged immersion heater, Connected load with ~ 400 V: 12 kW, Version: Single circuit
	075141	FCR 28/270 Si	Flanged immersion heater, Connected load with ~ 400 V: 27 kW, Version: Single circuit
	233719	UPZ	DHW circulation pump, Connection: G 1/2
	000694	FCR 28/120	Flanged immersion heater, Connected load with ~ 400 V: 12 kW, Version: Single circuit

	000695	FCR 28/180	Flanged immersion heater, Connected load with ~ 400 V: 18 kW, Version: Single circuit
	000696	FCR 28/270	Flanged immersion heater, Connected load with ~ 400 V: 27 kW, Version: Single circuit
	001502	FCR 28/360	Flanged immersion heater, Connected load with ~ 400 V: 36 kW, Version: Single circuit
	071332	FCR 28/120	Flanged immersion heater, Connected load with ~ 400 V: 6/12 kW, Version: Single/two line
	071333	FCR 28/180	Flanged immersion heater, Connected load with ~ 400 V: 9/18 kW, Version: Single/two line
	076098	WTW 28/18	Flange diameter: 280 mm
	076099	WTW 28/23	Flange diameter: 280 mm
	072118	WTFS 28/23	Flange diameter: 280 mm
	074370	ZH 1	Safety assembly ZH 1 for sealed unvented electric floorstanding cylinders pressure reducing valve DMV/ZH1, may be retrofitted. Brass casing, G 3/4 connections. Response pressure, safety relief valve: 0,6 MPa, Connection: G 3/4 A
	074375	SV 3/4-10	Safety valve
	074371	DMV / ZH 1	Special pressure reducing valve G 1 as supplement to ZH 1, if the static pressure at the installation location exceeds 0.48 MPa (4.8 bar). Brass. Connection 3/4 inch.

Contact information

You have questions? We appreciate to help you:

Call +49 5531 - 7020

Write an email to info@stiebel-eltron.com

Installation information

Please ask your local power supply utility or a registered electrician to install appliances that are not fully wired, i.e. ready to plug in. The electrician should also be able to assist you with obtaining the agreement of the respective power supply utility required for the appliance installation.