


FTM 375 B

PRODUCT-NO.: 234551

Enjoy warmth to the tips of your toes

With our electric underfloor heating, you never need to have cold feet in the bathroom again. Your very first steps in the morning will take you across warm floor tiles. This will get your day off to a great start. Working in tandem Your installer will simply lay the heating mat under the tiled floor. It is easy to install – not only in new builds, but also in modernisation projects. The mats are also suitable for floor-level showers. If you combine the heating mats with warm water underfloor heating, you'll be covered all year round. Your central heating will keep the floor nice and warm in the winter and the mat will do the job in the spring and autumn.



The main features

Ideal for the bathroom

Even temperature distribution across the floor


Independent of the existing heating system

Suitable for new build, renovation and modernisation thanks to low installed height


With infinitely variable temperature selection

Additional temperature controller required


Self-adhesive mesh fabric, heat conductor attached with adhesive strips



Type	FTM 150 B	FTM 225 B	FTM 300 B
Part no.	234548	234549	234550
Technical data			
Power supply	1/N/PE	1/N/PE ~ 230 V	1/N/PE ~ 230 V
Connected load	150 W	225 W	300 W
Area-specific output	150 W/m ²	150 W/m ²	150 W/m ²
Heat conductor load	12 W/m	12 W/m	12 W/m
IP rating	IP X7	IP X7	IP X7
Surface area	1.00 m ²	1.50 m ²	2.00 m ²
Length	2 m	3 m	4 m
Strength	4 mm	4 mm	4 mm



Type	FTM 375 B	FTM 450 B	FTM 600 B
Part no.	234551	234552	234553
Technical data			
Power supply	1/N/PE ~ 230 V	1/N/PE ~ 230 V	1/N/PE ~ 230 V
Connected load	375 W	450 W	600 W
Area-specific output	150 W/m ²	150 W/m ²	150 W/m ²
Heat conductor load	12 W/m	12 W/m	12 W/m
IP rating	IP X7	IP X7	IP X7
Surface area	2.50 m ²	3.00 m ²	4.00 m ²
Length	5 m	6 m	8 m
Strength	4 mm	4 mm	4 mm



Type	FTM 750 B	FTM 900 B	FTM 1050 B
Part no.	234554	234555	234556

Technical data

Power supply	1/N/PE ~ 230 V	1/N/PE ~ 230 V	1/N/PE ~ 230 V
Connected load	750 W	930 W	1040 W
Area-specific output	150 W/m ²	150 W/m ²	150 W/m ²
Heat conductor load	12 W/m	12 W/m	12 W/m
IP rating	IP X7	IP X7	IP X7
Surface area	5.00 m ²	6.00 m ²	7.00 m ²
Length	10 m	12 m	14 m
Strength	4 mm	4 mm	4 mm

Contact information

You have questions? We appreciate to help you:

Call **+49 5531 - 7020**

Write an email to **info@stiebel-eltron.com**

Installation information

Please ask your local power supply utility or a registered electrician to install appliances that are not fully wired, i.e. ready to plug in. The electrician should also be able to assist you with obtaining the agreement of the respective power supply utility required for the appliance installation.