

SPH 165 E

NATURAL STONE HEATERS

PRODUCT-NO.: 233671

Natural stone heaters: Cosy warmth delivered with individual charm.

These natural stone panels not only look stunning, they also give out a very pleasant heat. Thanks to a range of different designs, the natural stone heaters fit perfectly into a wide variety of interior design concepts.

Every model absolutely natural.

As every panel is made from natural stone into which only a thin cable is embedded, every heater is unique in colour and structure. Consequently, a natural stone heater lends any bathroom and living room a very special and individual kind of charm.



The main features

SPECKSTEIN natural stone heater




Pearl grey, velvety surface

1,650 W heating output

Ideal as supplementary or booster heater

Pleasant radiated heat

Portrait or landscape installation is possible



Type	SPH 35 E	SPH 65 E	SPH 85 E
Part no.	233666	233667	233668

Heating output

Rated heating output P_{nom}	0,40 kW	0,70 kW	0,90 kW
Minimum heat output (standard value) P_{min}	0,00 kW	0,00 kW	0,00 kW
Maximum continuous heating output $P_{max,c}$	0,40 kW	0,70 kW	0,90 kW

Auxiliary power consumption


D heating output $e_{l_{max}}$	0,00 kW	0,00 kW	0,00 kW
Heat output $e_{l_{min}}$	0,00 kW	0,00 kW	0,00 kW
Dby mode $e_{l_{SB}}$	0,00 kW	0,00 kW	0,00 kW

Type of heating output/room temperature control

Single stage heating output, no room temperature control	-	-	-
Two or more manually adjustable stages, no room temperature control	-	-	-
Room temperature control with mechanical thermostat	-	-	-
With electronic room temperature control	-	-	-
Electronic room temperature control and time of day control	-	-	-
Electronic room temperature control and day of week control	x	x	x

Other control options

Room temperature control with occupancy detection	-	-	-
Room temperature control with open window detection	-	-	-
With remote control option	-	-	-
With adaptive control for start of heating	x	x	x
With restricted operating times	-	-	-
With black bulb sensor	-	-	-



Type	SPH 115 E	SPH 145 E	SPH 165 E
Part no.	233669	233670	233671

Heating output

Rated heating output P_{nom}	1,20 kW	1,50 kW	1,70 kW
Minimum heat output (standard value) P_{min}	0,00 kW	0,00 kW	0,00 kW
Maximum continuous heating output $P_{max,c}$	1,20 kW	1,50 kW	1,70 kW

Auxiliary power consumption

D heating output $e_{l_{max}}$	0,00 kW	0,00 kW	0,00 kW
Heat output $e_{l_{min}}$	0,00 kW	0,00 kW	0,00 kW
Dby mode $e_{l_{SB}}$	0,00 kW	0,00 kW	0,00 kW

Type of heating output/room temperature control

Single stage heating output, no room temperature control	-	-	-
Two or more manually adjustable stages, no room temperature control	-	-	-
Room temperature control with mechanical thermostat	-	-	-
With electronic room temperature control	-	-	-
Electronic room temperature control and time of day control	-	-	-
Electronic room temperature control and day of week control	x	x	x

Other control options

Room temperature control with occupancy detection	-	-	-
Room temperature control with open window detection	-	-	-
With remote control option	-	-	-
With adaptive control for start of heating	x	x	x
With restricted operating times	-	-	-
With black bulb sensor	-	-	-

Installation and commissioning of the equipment is only permitted in connection with external room temperature controllers that fulfil the following functions: Electronic room temperature control with weekday control and adaptive control of when heating starts. These requirements are fulfilled by the STIEBEL ELTRON room temperature controllers RTU-TC and SRC C digital. Failure to observe these requirements will result in a loss of the CE designation.

Contact information

You have questions? We appreciate to help you:

Call **+49 5531 - 7020**

Write an email to **info@stiebel-eltron.com**

Installation information

Please ask your local power supply utility or a registered electrician to install appliances that are not fully wired, i.e. ready to plug in. The electrician should also be able to assist you with obtaining the agreement of the respective power supply utility required for the appliance installation.