


















# LWZ 504

CENTRAL

PRODUCT-NO.: 233514

## Additional supplies

Article	Part no.	Type	Description
	227664	<b><u>FES Comfort</u></b>	Comfort programming unit for wall mounting
	201618	<b>LSWP 315-4 SG</b>	Thermally and sound insulated air hose, 4 m long, DN 315, grey outer sheath, Internal diameter: 315 mm, Length: 4 m
	229336	<b><u>ISG web</u></b>	Internet Service Gateway
	231330	<b><u>FMS G4-10 ABL inverter</u></b>	Filter mat set for extract air G4, 10 pce
	231331	<b><u>FMS M5-2 ZUL inverter</u></b>	Filter mat set for supply air M5, 2 pce
	231332	<b><u>FMS F7-2 ZUL inverter</u></b>	Filter mat set for supply air F7, 2 pce
	233836	<b><u>AWG 315 SR</u></b>	Wall outlet with weather grille, thermally insulated, Internal diameter: 315 mm
	232955	<b><u>AWG 315 GL</u></b>	Grey painted wall transition with weather grille, thermally insulated, Internal diameter: 315 mm
	231039	<b><u>AWG 315 L</u></b>	Wall outlet for light shaft, thermally insulated, Internal diameter: 315 mm
	232341	<b><u>LLB AWG 315 L</u></b>	Deflector for the exhaust air in a light shaft
	231835	<b>LSWP 315-4 AL</b>	Thermally insulated air hose, 4 m long, DN 315, Internal diameter: 315 mm

	234646	<b><u>LSWP 315-4 S</u></b>	Thermally and sound insulated air hose, 4 m long, DN 315, Internal diameter: 315 mm, Length: 4 m
	232675	<b><u>LULH 315 o</u></b>	Air diverter hood, outdoor/exhaust air
	227665	<b><u>LSK 303/403</u></b>	Summer cassette
	233867	<b>LWTF inverter</b>	Replacement enthalpy heat exchanger
	233301	<b>ZLWZ circulation set</b>	Connection set for DHW circulation pump
	230013	<b>HZEA</b>	Softening device for heating systems, Height: 600 mm, Width: 260 mm, Depth: 130 mm

**Contact information**

You have questions? We appreciate to help you:

Call +49 5531 - 7020

Write an email to [info@stiebel-eltron.com](mailto:info@stiebel-eltron.com)

**Installation information**

Please ask your local power supply utility or a registered electrician to install appliances that are not fully wired, i.e. ready to plug in. The electrician should also be able to assist you with obtaining the agreement of the respective power supply utility required for the appliance installation.