




# SH 150 S








WALL MOUNTED CYLINDERS 30 TO 150 L

PRODUCT-NO.: 073052

## Obligatory supplies

Article	Part no.	Type	Description
	238957	KV 30	
	230764	SRT 2	
	238958	KV 40	

## Additional supplies

Article	Part no.	Type	Description
	232606	<u>WDM</u>	Application: Shower
	232605	<u>WKM</u>	Application: Kitchen
	232610	<u>MEB</u>	Tap
	232607	<u>WBM</u>	
	232608	<u>MEK</u>	Tap, Application: Kitchen
	230764	SRT 2	
	232609	<u>MED</u>	Tap, Application: Shower



238957

**KV 30**



074143

**Hood KV**

**Contact information**

You have questions? We appreciate to help you:

Call +49 5531 - 7020

Write an email to [info@stiebel-eltron.com](mailto:info@stiebel-eltron.com)

**Installation information**

Please ask your local power supply utility or a registered electrician to install appliances that are not fully wired, i.e. ready to plug in. The electrician should also be able to assist you with obtaining the agreement of the respective power supply utility required for the appliance installation.