






VRL-C 870 D Trend



DECENTRALISED





PRODUCT-NO.: 204135

Required accessories






Article	Part no.	Type	Description
	237672	<u>LTM dezent 600/800 Z-PSS</u>	Mounting system for decentralised ventilation unit
	237629	<u>LTM dezent BA VA 410 B</u>	External cover
	237633	<u>LTM dezent BA VA 410 W</u>	External cover
	237674	<u>LTM dezent RWA</u>	Mounting system for decentralised ventilation unit
	204144	<u>ZVRL-C CU</u>	Controller for decentralised ventilation unit

Recommended accessories

Article	Part no.	Type	Description
	237126	<u>LTM TL HUMIDITY</u>	Humidity sensor
	237646	<u>LTM dezent BACnet Web - Ethernet</u>	Interface card for connecting decentralised ventilation units to a building management system

	237649	<u>LTM dezent CO2</u>	CO2 sensor
	237647	<u>LTM dezent LON IF</u>	Interface card for connecting decentralised ventilation units to a building management system
	237648	<u>LTM dezent Modbus RS 485 IF</u>	Interface card for connecting decentralised ventilation units to a building management system
	237658	<u>LTM dezent VOC</u>	VOC sensor for demand-controlled management of decentralised ventilation units

Maintenance accessories

Article	Part no.	Type	Description
	206205	<u>FMK F7-10 ZUL dez. 800/870</u>	Filter mat set for decentralised ventilation unit
	206204	<u>FMK F7-2 ZUL dez. 800/870</u>	Filter mat set for decentralised ventilation unit
	206203	<u>FMK M5-10 ABL dez. 800/870</u>	Filter mat set for decentralised ventilation unit
	206202	<u>FMK M5-2 ABL dez. 800/870</u>	Filter mat set for decentralised ventilation unit
	237668	<u>LTM dezent FMS F9-1</u>	Filter mat set for decentralised ventilation unit

Contact information

You have questions? We appreciate to help you:

Call +49 5531 - 7020

Write an email to info@stiebel-eltron.com

Installation information

Please ask your local power supply utility or a registered electrician to install appliances that are not fully wired, i.e. ready to plug in. The electrician should also be able to assist you with obtaining the agreement of the respective power supply utility required for the appliance installation.