









# VRL-C 300 G Premium

PRODUCT-NO.: 204140

## Required accessories

Article	Part no.	Type	Description
	204144	<a href="#"><b><u>ZVRL-C CU</u></b></a>	Controller for decentralised ventilation unit
	237627	<a href="#"><b><u>LTM dezent 300 BA VA 320 B</u></b></a>	External cover
	237628	<a href="#"><b><u>LTM dezent 300 BA VA 320 W</u></b></a>	External cover

## Recommended accessories

Article	Part no.	Type	Description
	237126	<a href="#"><b><u>LTM TL HUMIDITY</u></b></a>	Humidity sensor
	237649	<a href="#"><b><u>LTM dezent CO2</u></b></a>	CO2 sensor
	237658	<a href="#"><b><u>LTM dezent VOC</u></b></a>	VOC sensor for demand-controlled management of decentralised ventilation units
	237647	<a href="#"><b><u>LTM dezent LON IF</u></b></a>	Interface card for connecting decentralised ventilation units to a building management system
	237646	<a href="#"><b><u>LTM dezent BACnet Web - Ethernet</u></b></a>	Interface card for connecting decentralised ventilation units to a building management system




237648

**LTM dezent Modbus RS  
485 IF**

Interface card for connecting decentralised ventilation units to a building management system

## Maintenance accessories

Article	Part no.	Type	Description
	237652	<b><u>LTM dezent 300 FMS M5-10</u></b>	Filter mat set for decentralised ventilation unit.

**Contact information**

You have questions? We appreciate to help you:

Call +49 5531 - 7020

Write an email to [info@stiebel-eltron.com](mailto:info@stiebel-eltron.com)

**Installation information**

Please ask your local power supply utility or a registered electrician to install appliances that are not fully wired, i.e. ready to plug in. The electrician should also be able to assist you with obtaining the agreement of the respective power supply utility required for the appliance installation.