

VRL-C 300 D Trend




DECENTRALISED




PRODUCT-NO.: 204143

Required accessories





| Article | Part no. | Type | Description |
|---|----------|---|--|
|  | 237627 | <u>LTM dezent 300 BA VA 320 B</u> | External cover |
|  | 237628 | <u>LTM dezent 300 BA VA 320 W</u> | External cover |
|  | 237671 | <u>LTM dezent 300 Z-PSS</u> | Mounting system for decentralised ventilation unit |
|  | 204144 | <u>ZVRL-C CU</u> | Controller for decentralised ventilation unit |

Recommended accessories

| Article | Part no. | Type | Description |
|---|----------|---|---|
|  | 237126 | <u>LTM TL HUMIDITY</u> | Humidity sensor |
|  | 237646 | <u>LTM dezent BACnet Web - Ethernet</u> | Interface card for connecting decentralised ventilation units to a building management system |
|  | 237649 | <u>LTM dezent CO2</u> | CO2 sensor |

| | | | |
|---|--------|---|---|
|  | 237647 | <u>LTM dezent LON IF</u> | Interface card for connecting decentralised ventilation units to a building management system |
|  | 237648 | <u>LTM dezent Modbus RS 485 IF</u> | Interface card for connecting decentralised ventilation units to a building management system |
|  | 237658 | <u>LTM dezent VOC</u> | VOC sensor for demand-controlled management of decentralised ventilation units |

Maintenance accessories

| Article | Part no. | Type | Description |
|---|----------|--------------------------------------|---|
|  | 206209 | <u>FMK F7-10 ZUL dez. 300</u> | Filter mat set for decentralised ventilation unit |
|  | 206208 | <u>FMK F7-2 ZUL dez. 300</u> | Filter mat set for decentralised ventilation unit |
|  | 206207 | <u>FMK M5-10 ABL dez. 300</u> | Filter mat set for decentralised ventilation unit |
|  | 206206 | <u>FMK M5-2 ABL dez. 300</u> | Filter mat set for decentralised ventilation unit |

Contact information

You have questions? We appreciate to help you:

Call +49 5531 - 7020

Write an email to info@stiebel-eltron.com

Installation information

Please ask your local power supply utility or a registered electrician to install appliances that are not fully wired, i.e. ready to plug in. The electrician should also be able to assist you with obtaining the agreement of the respective power supply utility required for the appliance installation.