











LWZ 8 CS Premium




PRODUCT-NO.: 201290

Required accessories



Article	Part no.	Type	Description
	227664	<u>FES Komfort</u>	Remote control
	201720	<u>LSWP 315-1.5 SG</u>	Sound insulated air hose
	233836	<u>AWG 315 SR</u>	Thermally insulated external wall air outlet

Recommended accessories

Article	Part no.	Type	Description
	232341	<u>LLB AWG 315 L</u>	Air deflector for light well grille
	227665	<u>LSK Inverter</u>	Summer cassette
	233301	<u>ZLWZ Zirku set</u>	Connection set for DHW circulation pump
	232675	<u>LULH 315 o</u>	Air diverter hood, outdoor/exhaust air
	231039	<u>AWG 315 L</u>	Thermally insulated external wall air outlet
	232955	<u>AWG 315 GL</u>	Thermally insulated external wall air outlet
	201618	<u>LSWP 315-4 SG</u>	Sound insulated air hose

	233867	<u>LWTF Inverter Enthalpie LWZ 5+8</u>	Enthalpy heat exchanger
	229336	<u>ISG web</u>	Internet Service Gateway
	202933	<u>LWF SK 315 - 0,6</u>	Splitter silencer

Services

Article	Part no.	Type	Description
	240592	Planung Lüftungstechnik 3D	Engineering service: ventilation equipment
	240587	Heizlastberechnung Einfamilienhaus	Standard heat load calculation to DIN/TS 12831

Maintenance accessories

Article	Part no.	Type	Description
	231330	<u>FMS G4-10 ABL Inverter</u>	Filter mat set
	231331	<u>FMK M5-2 ZUL Inverter</u>	Filter cassette set
	231332	<u>FMK F7-2 ZUL Inverter</u>	Filter cassette set

Contact information

You have questions? We appreciate to help you:

Call +49 5531 - 7020

Write an email to info@stiebel-eltron.com

Installation information

Please ask your local power supply utility or a registered electrician to install appliances that are not fully wired, i.e. ready to plug in. The electrician should also be able to assist you with obtaining the agreement of the respective power supply utility required for the appliance installation.