


SBS 1001 W SOL






INSTANTANEOUS WATER CYLINDER

PRODUCT-NO.: 229986

Obligatory supplies

Article	Part no.	Type	Description
	231927	<u>WDH 1001 SBS</u>	Thermal insulation, Standby energy consumption/24 h at 65 °C: 3,5 kWh, Insulation for: SBS 1001 W, W SOL, Height: 2350 mm, Thickness: 110 mm

Additional supplies

Article	Part no.	Type	Description
	232030	BGC 2/60	Threaded immersion heater, Depth of insertion: 480 mm
	233719	<u>UPZ</u>	DHW circulation pump, Connection: G 1/2
	238490	<u>UBS-RL</u>	Diverter valve assembly, Application: Anschluss Wärmepumpen-Vorlauf, Heat pump connection: 42 mm, Connection: G 1 1/2
	230312	<u>ZW 1 1/4</u>	DHW circulation set, instantaneous water cylinder
	238489	<u>UBS-VL</u>	Diverter valve assembly, Application: Anschluss Wärmepumpen-Vorlauf, Heat pump connection: 42 mm, Connection: G 1 1/2

Contact information

You have questions? We appreciate to help you:

Call +49 5531 - 7020

Write an email to info@stiebel-eltron.com

Installation information

Please ask your local power supply utility or a registered electrician to install appliances that are not fully wired, i.e. ready to plug in. The electrician should also be able to assist you with obtaining the agreement of the respective power supply utility required for the appliance installation.