


WPC 10 S










BRINE | WATER HEAT PUMPS









PRODUCT-NO.: 232939

Obligatory supplies

Article	Part no.	Type	Description
	233307	WPSF	Brine filling unit

Additional supplies

Article	Part no.	Type	Description
	161696	MEG 30	Heat transfer medium, 30 litres, Liquid content: 30 l
	234762	WPKI 6	Compact installation
	235233	MFS-WP 22	Pressure gauge filter set, Connection: G 1 A / Cu 22 x 1
	235234	MFS-WP 28	Pressure gauge filter set, Connection: G 1 1/4 A / Cu 28 x 1.5
	235218	MAG 12	Brine expansion vessel, Expansion vessel: 12 l, Inlet pressure: 0,05 MPa
	235199	SBPE 400	Buffer cylinder, Rated capacity: 396 l, Width: 787 mm, Height: 1717 mm, Depth: 852 mm
	233511	FS-WP 22	Filter assembly, Connection: G 1 A / Cu 22 x 1
	233512	FS-WP 28	Filter assembly, Connection: G 1 1/4 A / Cu 28 x 1.5
	233602	WPKI-HK E	Heating circuit assembly without mixing valve

	233603	WPKI-HKM E	Heating circuit assembly with mixing valve
	233711	STB-FB	Safety thermostat, underfloor heating system
	232461	WPSV 25-6	Brine distributor DN 20, Number of brine circuits: 6, Ball valve with clamp fitting: DN 20
	221135	WPHW 25	Low loss header, Heat pump connection: G 1 1/2, Heating connection: G 1 1/2, Flow rate: 2 m ³ /h
	221382	DWS1	Brine pressure switch
	185458	<u>SBP 200 E</u>	Buffer cylinder, Rated capacity: 207 l, Height: 1535 mm, Diameter incl. thermal insulation: 630 mm
	220824	<u>SBP 400 E</u>	Buffer cylinder, Rated capacity: 415 l, Height: 1710 mm, Diameter incl. thermal insulation: 750 mm
	185459	<u>SBP 700 E</u>	Buffer cylinder, Rated capacity: 720 l, Diameter incl. thermal insulation: 910 mm, Height: 1890 mm

Contact information

You have questions? We appreciate to help you:

Call +49 5531 - 7020

Write an email to info@stiebel-eltron.com

Installation information

Please ask your local power supply utility or a registered electrician to install appliances that are not fully wired, i.e. ready to plug in. The electrician should also be able to assist you with obtaining the agreement of the respective power supply utility required for the appliance installation.