


WPL 25 AS









AIR | WATER HEAT PUMPS

PRODUCT-NO.: 236642

Obligatory supplies

Article	Part no.	Type	Description
	236000	<u>WPM international</u>	Heat pump manager with international operating instructions, Height: 400 mm, Width: 310 mm, Depth: 100 mm

Additional supplies

Article	Part no.	Type	Description
	232964	SK 1	T-support with 1 m long ribbon heater
	233827	<u>HMS</u>	Hydraulic module
	234763	WPKI 5	Compact installation
	234764	BBI 5	Compact installation
	234348	<u>SBBE 301 WP</u>	DHW cylinder, Rated capacity: 299 l, Height: 1737 mm, Width: 786 mm, Depth: 852 mm
	233826	<u>HMS Trend</u>	Hydraulic module
	185579	<u>FE 7</u>	Remote control with room sensor, Height: 80,00 mm, Width: 80,00 mm, Depth: 30 mm
	185458	<u>SBP 200 E</u>	Buffer cylinder, Rated capacity: 207 l, Height: 1535 mm, Diameter incl. thermal insulation: 630 mm



221360

SBB 301 WP

DHW cylinder, Rated capacity: 301 l, Diameter incl. thermal insulation: 700 mm, Height: 1710 mm



233487

SBB 300 WP Trend

DHW cylinder, Rated capacity: 287 l, Diameter incl. thermal insulation: 650 mm, Height: 1652 mm

Contact information

You have questions? We appreciate to help you:

Call +49 5531 - 7020

Write an email to info@stiebel-eltron.com

Installation information

Please ask your local power supply utility or a registered electrician to install appliances that are not fully wired, i.e. ready to plug in. The electrician should also be able to assist you with obtaining the agreement of the respective power supply utility required for the appliance installation.