



# WPL 24 I Set






AIR SOURCE HEAT PUMPS

PRODUCT-NO.: 235194






## Required accessories

Article	Part no.	Type	Description
	233837	<b><u>AWG 560 H-SR</u></b>	External wall outlet, thermally insulated
	234647	<b><u>LSWP 560-4 S</u></b>	Thermally and sound insulated air hose

## Recommended accessories

Article	Part no.	Type	Description
	232956	<b><u>AWG 560 H-GL</u></b>	External wall outlet, thermally insulated
	231041	<b><u>AWG 560 L</u></b>	External wall outlet, thermally insulated
	229336	<b><u>ISG web</u></b>	Internet Service Gateway
	233826	<b><u>HMS Trend</u></b>	Hydraulic module
	232805	<b><u>HM Trend</u></b>	Hydraulic module

## DHW cylinder

Article	Part no.	Type	Description
	229981	<b><u>SBS 801 W</u></b>	Instantaneous water cylinder
	203801	<b><u>HSBC 300 cool</u></b>	Integral cylinder
	234801	<b><u>HSBC 200 S</u></b>	Integral cylinder
	233510	<b>HSBC 200</b>	Integral cylinder
	221360	<b><u>SBB 301 WP</u></b>	DHW cylinder

**Contact information**

You have questions? We appreciate to help you:

Call +49 5531 - 7020

Write an email to [info@stiebel-eltron.com](mailto:info@stiebel-eltron.com)

**Installation information**

Please ask your local power supply utility or a registered electrician to install appliances that are not fully wired, i.e. ready to plug in. The electrician should also be able to assist you with obtaining the agreement of the respective power supply utility required for the appliance installation.