


WPL 18 E




AIR SOURCE HEAT PUMPS

PRODUCT-NO.: 227757






Required accessories

Article	Part no.	Type	Description
	233837	<u>AWG 560 H-SR</u>	External wall outlet, thermally insulated
	201721	<u>LSWP 560-3 SG</u>	Thermally and sound insulated air hose
	074413	<u>ZVK WPL 13/18/23 A</u>	Casing components for outdoor installation
	074412	<u>ZVK WPL 13/18/23 I</u>	Casing components for indoor installation



Recommended accessories

Article	Part no.	Type	Description
	232805	<u>HM Trend</u>	Hydraulic module
	229336	<u>ISG web</u>	Internet Service Gateway
	233826	<u>HMS Trend</u>	Hydraulic module

DHW cylinder

Article	Part no.	Type	Description
	229981	<u>SBS 801 W</u>	Instantaneous water cylinder
	203801	<u>HSBC 300 cool</u>	Integral cylinder
	234801	<u>HSBC 200 S</u>	Integral cylinder
	233510	<u>HSBC 200</u>	Integral cylinder
	221361	<u>SBB 302 WP</u>	DHW cylinder

Buffer cylinder

Article	Part no.	Type	Description
	220824	<u>SBP 400 E</u>	Buffer cylinder
	203764	<u>STH 415 Plus</u>	Buffer cylinder

Contact information

You have questions? We appreciate to help you:

Call +49 5531 - 7020

Write an email to info@stiebel-eltron.com

Installation information

Please ask your local power supply utility or a registered electrician to install appliances that are not fully wired, i.e. ready to plug in. The electrician should also be able to assist you with obtaining the agreement of the respective power supply utility required for the appliance installation.