





















HPA-0 13.2 Plus HC 400




AIR SOURCE HEAT PUMPS

PRODUCT-NO.: 207435

Recommended accessories

Article	Part no.	Type	Description
	207733	<u>AHC-CB.1</u>	Floor bracket casing set (anthracite)
	207894	<u>AHP-BS.1</u>	Ball siphon
	207735	<u>AHP-CB.1</u>	Casing for the feet of a heat pump
	207723	<u>AHP-CS.1</u>	Crossover lifting straps
	207738	<u>AHP-DS 0.8</u>	Sound attenuation base
	207731	<u>AHP-DT.1</u>	Condensate pan
	207724	<u>AHP-FB 25-0.4</u>	Downward connection set
	207732	<u>AHP-GC.1</u>	Floor bracket
	207711	<u>AHP-SB.1</u>	Cover
	207737	<u>AHP-SC.1</u>	T-support

	207727	<u>AHP-TB 420</u>	Telescopic duct, dark grey
	207728	<u>AHP-TB 710</u>	Telescopic duct, dark grey
	208680	<u>AHP-WB.3</u>	Wind protection of the heat pump for installation in open spaces
	207715	<u>AHP-WO.1</u>	Wall outlet above ground
	207716	<u>AHP-WU.1</u>	Wall outlet
	207717	<u>AHP-WU.2</u>	Wall outlet
	207721	<u>AHS-SI 200</u>	Sealing insert for combination with the hose assemblies
	207720	<u>AWU-HS 10</u>	Hose assembly
	207718	<u>AWU-HS 2.5</u>	Hose assembly
	207719	<u>AWU-HS 5</u>	Hose assembly
	232805	<u>HM Trend</u>	Hydraulic module

	233826	<u>HMS Trend</u>	Hydraulic module
	206780	<u>ISG Connect</u>	Internet Service Gateway with SG Ready and §14a Compatibility
	208702	<u>WK 3</u>	Wall mounting bracket

DHW cylinder

Article	Part no.	Type	Description
	233510	HSBC 200	Integral cylinder
	203801	<u>HSBC 300 cool</u>	Integral cylinder
	221360	<u>SBB 301 WP</u>	DHW cylinder
	229981	<u>SBS 801 W</u>	Instantaneous water cylinder

Buffer cylinder

Article	Part no.	Type	Description
---------	----------	------	-------------



205295

SBP 200 Plus cool

Buffer cylinder suitable for cooling operation

Contact information

You have questions? We appreciate to help you:

Call +49 5531 - 7020

Write an email to info@stiebel-eltron.com

Installation information

Please ask your local power supply utility or a registered electrician to install appliances that are not fully wired, i.e. ready to plug in. The electrician should also be able to assist you with obtaining the agreement of the respective power supply utility required for the appliance installation.