

HPA-0 3 CS Plus flex Set

AIR SOURCE HEAT PUMPS

PRODUCT-NO.: 239051

Set a new standard in new build

Let's assume you're in the middle of building a family house. You should take a look at this set. It makes use of advanced inverter technology to deliver a pleasingly high level of efficiency.

Assured of the perfect supply

With its high quality equipment features, this heat pump ensures that you have the best possible supply of DHW in your home at all times. The cooling function is included. You can therefore provide yourself and your family with a refreshing level of living comfort even on hot days.

Install everything from one set

We have already integrated a large proportion of the requisite system technology into the set, such as the hydraulic module and connecting components. This allows your installer to set up the appliance with minimal effort, without needing a lot of space.

The main features

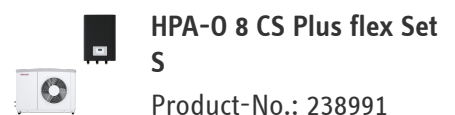
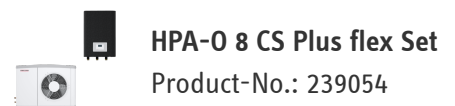
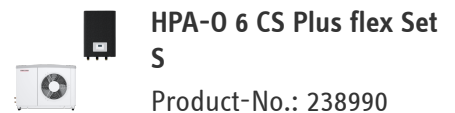
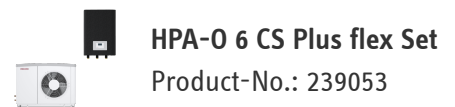
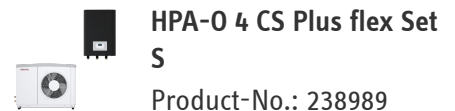
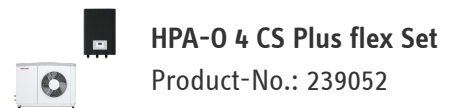
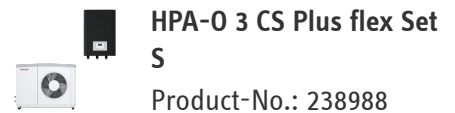
Inverter technology for high efficiency and low energy bills

Low operating noise; can be further reduced in night mode ("silent mode" function)

DHW and buffer cylinders from the STIEBEL ELTRON range can be added as required

Cooling function possible via area heating and fan coil units

Set comprising the HPA-0 3 CS Plus outdoor air source heat pump for heating and cooling, and one hydraulic module



Set-Components 1



Type	HPA-O 3 CS Plus	HPA-O 3 CS Plus	HPA-O 4 CS Plus
Product set	HPA-O 3 CS Plus flex Set	HPA-O 3 CS Plus flex Set S	HPA-O 4 CS Plus flex Set

Technical data

Energy efficiency class, heat pump W35	A++	A++	A++
Energy efficiency class, heat pump W55	A+	A+	A+
Energy efficiency class, composite system (heat pump + controller) W35	A++	A++	A++
Energy efficiency class, composite system (heat pump + controller) W55	A+	A+	A+
Heating output at A7/W35 (EN 14511)	2.73 kW	2.73 kW	2.73 kW
Heating output at A2/W35 (EN 14511)	2.08 kW	2.08 kW	2.58 kW
Heating output at A-7/W35 (EN 14511)	3.20 kW	3.20 kW	3.96 kW
Max. cooling capacity at A35/W7	2.00 kW	2.00 kW	3.00 kW
Cooling capacity at A35/W18 partial load	1.50 kW	1.50 kW	1.50 kW
Max. cooling capacity at A35/W18	2.00 kW	2.00 kW	3.00 kW
COP at A7/W35 (EN 14511)	4.70	4.70	4.70
COP at A2/W35 (EN 14511)	3.70	3.70	3.64
COP at A-7/W35 (EN 14511)	2.81	2.81	2.73
Energy efficiency ratio at A35/W7 max.	2.15	2.15	1.62
Energy efficiency ratio at A35/W18 partial load	3.56	3.56	3.56
Energy efficiency ratio at A35/W18 max.	3.12	3.12	3.12
SCOP 35 °C (EN 14825)	4.23	4.23	4.15

Sound power level (EN 12102)	52 dB(A)	52 dB(A)	52 dB(A)
Min./max. application limits for heat source	-20...40 °C	-20...40 °C	-20...40 °C
Max. application limit on the heating side	60 °C	60 °C	60 °C
Height	740 mm	740 mm	740 mm
Width	1022 mm	1022 mm	1022 mm
Depth	524 mm	524 mm	524 mm
Weight	62 kg	62 kg	62 kg
Rated voltage, compressor	230 V	230 V	230 V
Refrigerant	R410A	R410A	R410A

Set-Components 1



Type	HPA-O 4 CS Plus	HPA-O 6 CS Plus	HPA-O 6 CS Plus
Product set	HPA-O 4 CS Plus flex Set S	HPA-O 6 CS Plus flex Set	HPA-O 6 CS Plus flex Set S

Technical data

Energy efficiency class, heat pump W35	A++	A+++	A+++
Energy efficiency class, heat pump W55	A+	A++	A++
Energy efficiency class, composite system (heat pump + controller) W35	A++	A+++	A+++
Energy efficiency class, composite system (heat pump + controller) W55	A+	A++	A++
Heating output at A7/W35 (EN 14511)	2.73 kW	4.86 kW	4.86 kW
Heating output at A2/W35 (EN 14511)	2.58 kW	5.30 kW	5.30 kW
Heating output at A-7/W35 (EN 14511)	3.96 kW	6.00 kW	6.00 kW
Max. cooling capacity at A35/W7	3.00 kW	5.00 kW	5.00 kW
Cooling capacity at A35/W18 partial load	1.50 kW	2.50 kW	2.50 kW
Max. cooling capacity at A35/W18	3.00 kW	5.00 kW	5.00 kW
COP at A7/W35 (EN 14511)	4.70	4.76	4.76
COP at A2/W35 (EN 14511)	3.64	3.80	3.80
COP at A-7/W35 (EN 14511)	2.73	2.98	2.98
Energy efficiency ratio at A35/W7 max.	1.62	1.73	1.73
Energy efficiency ratio at A35/W18 partial load	3.56	3.28	3.28
Energy efficiency ratio at A35/W18 max.	3.12	2.88	2.88
SCOP 35 °C (EN 14825)	4.15	4.50	4.50

Sound power level (EN 12102)	52 dB(A)	57 dB(A)	57 dB(A)
Min./max. application limits for heat source	-20...40 °C	-20...40 °C	-20...40 °C
Max. application limit on the heating side	60 °C	60 °C	60 °C
Height	740 mm	812 mm	812 mm
Width	1022 mm	1152 mm	1152 mm
Depth	524 mm	524 mm	524 mm
Weight	62 kg	91 kg	91 kg
Rated voltage, compressor	230 V	230 V	230 V
Refrigerant	R410A	R410A	R410A

Set-Components 1



Type	HPA-O 8 CS Plus	HPA-O 8 CS Plus
Product set	HPA-O 8 CS Plus flex Set	HPA-O 8 CS Plus flex Set S

Technical data

Energy efficiency class, heat pump W35	A+++	A+++
Energy efficiency class, heat pump W55	A++	A++
Energy efficiency class, composite system (heat pump + controller) W35	A+++	A+++
Energy efficiency class, composite system (heat pump + controller) W55	A++	A++
Heating output at A7/W35 (EN 14511)	4.86 kW	4.86 kW
Heating output at A2/W35 (EN 14511)	5.30 kW	5.30 kW
Heating output at A-7/W35 (EN 14511)	7.80 kW	7.80 kW
Max. cooling capacity at A35/W7	6.00 kW	6.00 kW
Cooling capacity at A35/W18 partial load	3.00 kW	3.00 kW
Max. cooling capacity at A35/W18	6.00 kW	6.00 kW
COP at A7/W35 (EN 14511)	4.76	4.76
COP at A2/W35 (EN 14511)	3.80	3.80
COP at A-7/W35 (EN 14511)	2.91	2.91
Energy efficiency ratio at A35/W7 max.	1.73	1.73
Energy efficiency ratio at A35/W18 partial load	3.28	3.28
Energy efficiency ratio at A35/W18 max.	2.88	2.88
SCOP 35 °C (EN 14825)	4.50	4.50

Sound power level (EN 12102)	57 dB(A)	57 dB(A)
Min./max. application limits for heat source	-20...40 °C	-20...40 °C
Max. application limit on the heating side	60 °C	60 °C
Height	812 mm	812 mm
Width	1152 mm	1152 mm
Depth	524 mm	524 mm
Weight	91 kg	91 kg
Rated voltage, compressor	230 V	230 V
Refrigerant	R410A	R410A

Set-Components 2



Type	HM Trend	HMS Trend	HM Trend
Product set	HPA-O 3 CS Plus flex Set	HPA-O 3 CS Plus flex Set S	HPA-O 4 CS Plus flex Set

Technical data

Max. permissible pressure	0.30 MPa	0.30 MPa	0.30 MPa
External available pressure differential at 1.0 m ³ /h	715 hPa	715 hPa	715 hPa
External available pressure differential at 1.5 m ³ /h	661 hPa	661 hPa	661 hPa
External available pressure differential at 2 m ³ /h	468 hPa	468 hPa	468 hPa
External available pressure differential at 2.5 m ³ /h	300 hPa	300 hPa	300 hPa
Expansion vessel volume	24 l	24 l	24 l
Rated voltage, control unit	230 V	230 V	230 V
Rated voltage, emergency/auxiliary heater	400 V	230 V	400 V
Power consumption, emergency/auxiliary heater	8.80 kW	5.90 kW	8.80 kW
Height	896 mm	896 mm	896 mm
Height incl. connector block	1131 mm	1131 mm	1131 mm
Width	590 mm	590 mm	590 mm
Depth	405 mm	405 mm	405 mm
Weight	27 kg	27 kg	27 kg
Connection	G 1	G 1	G 1

Set-Components 2



Type	HMS Trend	HM Trend	HMS Trend
Product set	HPA-O 4 CS Plus flex Set S	HPA-O 6 CS Plus flex Set	HPA-O 6 CS Plus flex Set S

Technical data

Max. permissible pressure	0.30 MPa	0.30 MPa	0.30 MPa
External available pressure differential at 1.0 m ³ /h	715 hPa	715 hPa	715 hPa
External available pressure differential at 1.5 m ³ /h	661 hPa	661 hPa	661 hPa
External available pressure differential at 2 m ³ /h	468 hPa	468 hPa	468 hPa
External available pressure differential at 2.5 m ³ /h	300 hPa	300 hPa	300 hPa
Expansion vessel volume	24 l	24 l	24 l
Rated voltage, control unit	230 V	230 V	230 V
Rated voltage, emergency/auxiliary heater	230 V	400 V	230 V
Power consumption, emergency/auxiliary heater	5.90 kW	8.80 kW	5.90 kW
Height	896 mm	896 mm	896 mm
Height incl. connector block	1131 mm	1131 mm	1131 mm
Width	590 mm	590 mm	590 mm
Depth	405 mm	405 mm	405 mm
Weight	27 kg	27 kg	27 kg
Connection	G 1	G 1	G 1

Set-Components 2



Type	HM Trend	HMS Trend
Product set	HPA-O 8 CS Plus flex Set	HPA-O 8 CS Plus flex Set S

Technical data

Max. permissible pressure	0.30 MPa	0.30 MPa
External available pressure differential at 1.0 m ³ /h	715 hPa	715 hPa
External available pressure differential at 1.5 m ³ /h	661 hPa	661 hPa
External available pressure differential at 2 m ³ /h	468 hPa	468 hPa
External available pressure differential at 2.5 m ³ /h	300 hPa	300 hPa
Expansion vessel volume	24 l	24 l
Rated voltage, control unit	230 V	230 V
Rated voltage, emergency/auxiliary heater	400 V	230 V
Power consumption, emergency/auxiliary heater	8.80 kW	5.90 kW
Height	896 mm	896 mm
Height incl. connector block	1131 mm	1131 mm
Width	590 mm	590 mm
Depth	405 mm	405 mm
Weight	27 kg	27 kg
Connection	G 1	G 1

Set-Components **3**



Type

AS-HM Trend

AS-HM Trend

AS-HM Trend

Product set

HPA-O 3 CS
Plus flex Set

HPA-O 3 CS
Plus flex Set S

HPA-O 4 CS
Plus flex Set

Technical data

Connection

G 1 - 28 mm

G 1 - 28 mm

G 1 - 28 mm

Set-Components **3**



Type

AS-HM Trend

AS-HM Trend

AS-HM Trend

Product set

HPA-O 4 CS
Plus flex Set S

HPA-O 6 CS
Plus flex Set

HPA-O 6 CS
Plus flex Set S

Technical data

Connection

G 1 - 28 mm

G 1 - 28 mm

G 1 - 28 mm

Set-Components 3



Type	AS-HM Trend	AS-HM Trend
Product set	HPA-O 8 CS Plus flex Set	HPA-O 8 CS Plus flex Set S

Technical data

Connection	G 1 - 28 mm	G 1 - 28 mm
------------	-------------	-------------

Further information about the set components can be found under the respective product. The necessary T-support or wall mounting bracket is available as an accessory.

Contact information

You have questions? We appreciate to help you:

Call **+49 5531 - 7020**

Write an email to **info@stiebel-eltron.com**

Installation information

Please ask your local power supply utility or a registered electrician to install appliances that are not fully wired, i.e. ready to plug in. The electrician should also be able to assist you with obtaining the agreement of the respective power supply utility required for the appliance installation.