







# SH 120 S electronic

PRODUCT-NO.: 073051

## Required accessories

Article	Part no.	Type	Description
	230764	<b><u>SRT 2</u></b>	Safety assembly, pressure-tested

## Recommended accessories

Article	Part no.	Type	Description
	232605	<b><u>WKM</u></b>	Twin lever wall mounted tap, non-pressurised, for oversink installation
	232606	<b>WDM</b>	Twin lever wall mounted tap, non-pressurised, for installation in shower
	232608	<b><u>MEK</u></b>	Mono lever wall mounted tap, non-pressurised, for oversink installation
	232607	<b>WBM</b>	Twin lever wall mounted tap, non-pressurised, for the bath
	074143	<b><u>KV-AB 30/40</u></b>	Cover for safety assemblies

**Contact information**

You have questions? We appreciate to help you:

Call +49 5531 - 7020

Write an email to [info@stiebel-eltron.com](mailto:info@stiebel-eltron.com)

**Installation information**

Please ask your local power supply utility or a registered electrician to install appliances that are not fully wired, i.e. ready to plug in. The electrician should also be able to assist you with obtaining the agreement of the respective power supply utility required for the appliance installation.