


PSH 80 Universal EL

PRODUCT-NO.: 231152

Enjoy water that is heated economically for you. The best of all worlds are combined in this DHW cylinder. With the three ECO functions, you get lovely hot water to suit your needs perfectly. And you save energy at the same time. In the practical ECO DYNAMIC mode, the appliance even adapts automatically to reflect when, how often and for how long you use hot water. Comfort every which way. The cylinder is extremely flexible in terms of installation. It can be mounted vertically or horizontally, depending on the space you have available. Whichever way you choose, you are assured of first class DHW convenience.



The main features

Electronically controlled wall mounted cylinder


Ceramic heating element in protective enamelled pipe for high operational reliability

Variable temperature selection in the range of 7-85 °C

Horizontal or vertical installation possible

Power saving mode due to three automatic ECO functions


Low susceptibility to scale build-up for a long service life



Type	PSH 30 Universal EL	PSH 50 Universal EL	PSH 80 Universal EL
Part no.	231150	231151	231152

Technical data

Connected load ~ 230 V	2.6 kW	3 kW	3 kW
Power supply	1/N/PE	1/N/PE	1/N/PE
Rated voltage	230 V	230 V	230 V
Frequency	50/60 Hz	50/60 Hz	50/60 Hz
Load profile	S	M	M
Nominal capacity	30 l	50 l	80 l
Temperature setting range	7-85 °C	7-85 °C	7-85 °C
Max. flow rate	23.5 l/min	23.5 l/min	23.5 l/min
Colour	white	white	white
IP rating	IP 25	IP 25	IP 25
Height	696 mm	951 mm	893 mm
Width	380 mm	380 mm	475 mm
Depth	392 mm	392 mm	492 mm
Weight	22.00 kg	28.00 kg	34.00 kg



Type	PSH 100 Universal EL	PSH 120 Universal EL	PSH 150 Universal EL
Part no.	231153	231649	231154

Technical data

Connected load ~ 230 V	3 kW	3 kW	3 kW
Power supply	1/N/PE	1/N/PE	1/N/PE
Rated voltage	230 V	230 V	230 V
Frequency	50/60 Hz	50/60 Hz	50/60 Hz
Load profile	L	XL	XL
Nominal capacity	100 l	120 l	150 l
Temperature setting range	7-85 °C	7-85 °C	7-85 °C
Max. flow rate	23.5 l/min	23.5 l/min	23.5 l/min
Colour	white	white	white
IP rating	IP 25	IP 25	IP 25
Height	1045 mm	1200 mm	1435 mm
Width	475 mm	475 mm	475 mm
Depth	492 mm	492 mm	492 mm
Weight	38.00 kg	43.00 kg	52.00 kg

Contact information

You have questions? We appreciate to help you:

Call **+49 5531 - 7020**

Write an email to **info@stiebel-eltron.com**

Installation information

Please ask your local power supply utility or a registered electrician to install appliances that are not fully wired, i.e. ready to plug in. The electrician should also be able to assist you with obtaining the agreement of the respective power supply utility required for the appliance installation.