





SHW 300 S




FLOORSTANDING CYLINDERS FROM 200 L

PRODUCT-NO.: 182121

Obligatory supplies

Article	Part no.	Type	Description
	074375	SV 3/4-10	Safety valve
	074371	DMV / ZH 1	Special pressure reducing valve G 1 as supplement to ZH 1, if the static pressure at the installation location exceeds 0.48 MPa (4.8 bar). Brass. Connection 3/4 inch.
	074374	SV 3/4-6	Diaphragm safety valve with brass casing, response pressure 0.6 Mpa (6 bar).
	074370	ZH 1	Safety assembly ZH 1 for sealed unvented electric floorstanding cylinders pressure reducing valve DMV/ZH1, may be retrofitted. Brass casing, G 3/4 connections. Response pressure, safety relief valve: 0,60 MPa, Connection: G 1 A

Additional supplies

Article	Part no.	Type	Description
	143498	Replacement anode 3/4	Replacement link anode rod
	074371	DMV / ZH 1	Special pressure reducing valve G 1 as supplement to ZH 1, if the static pressure at the installation location exceeds 0.48 MPa (4.8 bar). Brass. Connection 3/4 inch.
	074370	ZH 1	Safety assembly ZH 1 for sealed unvented electric floorstanding cylinders pressure reducing valve DMV/ZH1, may be retrofitted. Brass casing, G

3/4 connections. Response pressure, safety relief valve: 0,60 MPa, Connection: G 1 A

Contact information

You have questions? We appreciate to help you:

Call +49 5531 - 7020

Write an email to info@stiebel-eltron.com

Installation information

Please ask your local power supply utility or a registered electrician to install appliances that are not fully wired, i.e. ready to plug in. The electrician should also be able to assist you with obtaining the agreement of the respective power supply utility required for the appliance installation.