


FTM 375 B

UNDERFLOOR HEATING SYSTEM

PRODUCT-NO.: 234551

The thermofloor FTM B heating mat is particularly easy to incorporate into designs and install. It is suitable for use as a booster heater in both new build and renovation projects. The width of the heating mat enables it to be used in small guest toilets as well as for larger areas such as recreational rooms, or in front of working areas in kitchens. The mat can also be laid inside safety zone 2 (30 mA RCD required). The heating output ensures a short heat-up time and a pleasant floor temperature. The very thin heating mat is laid beneath the floor covering. The heating conductor is sewn onto the support mat. This guarantees consistent heating conductor spacing and simplifies laying.



The main features

Output: 375 W

Installed height only approx. 4 mm


Only one connecting cable (5 m long)

Self-adhesive fabric mesh, heat conductor attached with adhesive strips

Quick and easy to install


Even temperature distribution across the floor

Heat conductor spacing ≤ 9 cm




Type	FTM 150 B	FTM 225 B	FTM 300 B
Part no.	234548	234549	234550
Connected load	150 W	225 W	300 W
Power connection	1/N/PE~230 V	1/N/PE~220-240 V	1/N/PE~220-240 V
Length	2 m	3 m	4 m
Surface	1 m ²	1,5 m ²	2 m ²

Technical data



Type	FTM 375 B	FTM 450 B	FTM 600 B
Part no.	234551	234552	234553
Connected load	375 W	450 W	600 W
Power connection	1/N/PE~220-240 V	1/N/PE~220-240 V	1/N/PE~220-240 V
Length	5 m	6 m	8 m
Surface	2,5 m ²	3 m ²	4 m ²

Technical data



Type	FTM 750 B	FTM 900 B	FTM 1050 B
Part no.	234554	234555	234556
Connected load	750 W	930 W	1040 W
Power connection	1/N/PE~220-240 V	1/N/PE~220-240 V	1/N/PE~220-240 V
Length	10 m	12 m	14 m
Surface	5 m ²	6 m ²	7 m ²

Technical data

Contact information

You have questions? We appreciate to help you:

Call **+49 5531 - 7020**

Write an email to **info@stiebel-eltron.com**

Installation information

Please ask your local power supply utility or a registered electrician to install appliances that are not fully wired, i.e. ready to plug in. The electrician should also be able to assist you with obtaining the agreement of the respective power supply utility required for the appliance installation.