

# CON 15 Premium


CONVECTOR HEATERS

PRODUCT-NO.: 237832

## CON 15 Premium wall convector – heating with style.

The CON 15 Premium wall convector offers a unique combination of functionality and aesthetics. The CON 15 Premium enhances its environment not only by providing pleasant heat, but also through its elegant design.

With the aid of the integral controller, the comfort temperature can be controlled precisely using the 7-day timer – scheduled for 7 days, 5 days, the weekend – or spontaneously for between 10 and 120 minutes at the press of a button. If the room is ventilated, the wall convector switches off automatically.



## The main features

Wall mounted convector – ideal as a booster heater or interim heater for spring/autumn

1500 W heating output

Even, quiet room air heating

High quality design with an aluminium front



Controls with backlit LCD

7-day timer, 120-minute short-time timer, frost protection and open window detection

Control unit with self-learning capability: automatic calculation of the preheat time in timer mode

ON/OFF switch and overheating protection

Made in Germany



Type	CON 10 Premium	CON 15 Premium	CON 20 Premium
Part no.	237831	237832	237833
Connected load	1,0 kW	1,5 kW	2 kW
Height	470 mm	470 mm	470 mm
Depth	126 mm	126 mm	126 mm
Width	470 mm	625 mm	780 mm

## Technical data

Power supply	1/N/PE ~ 230 V	1/N/PE ~ 230 V	1/N/PE ~ 230 V
Frequency	50/- Hz	50/- Hz	50/- Hz
Rated voltage	230 V	230 V	230 V
Rated current	4,3 A	6,5 A	8,7 A
Setting range	5-30 °C	5-30 °C	5-30 °C
IP-Rating	IP24	IP24	IP24
Protection class	I	I	I
Weight	5,9 kg	7,5 kg	9,3 kg
Colour	alpine white	alpine white	alpine white



Type	CON 30 Premium	CON 10 S	CON 15 S
Part no.	237834	071815	071816
Connected load	3 kW	1,0 kW	1,5 kW
Height	470 mm	460 mm	460 mm
Depth	126 mm	123 mm	123 mm
Width	1090 mm	430 mm	585 mm

#### Technical data

Power supply	1/N/PE ~ 230 V		
Frequency	50/- Hz	50/60 Hz	50/60 Hz
Rated voltage	230 V		
Rated current	13 A	4,3 A	6,5 A
Setting range	5-30 °C	0-30 °C	0-30 °C
IP-Rating	IP24	IP24	IP24
Protection class	I	I	I
Weight	12,6 kg	4,8 kg	6,5 kg
Colour	alpine white	alpine white	alpine white



Type	CON 20 S	CON 30 S
Part no.	071817	071818
Connected load	2,0 kW	3,0 kW
Height	460 mm	460 mm
Depth	123 mm	123 mm
Width	740 mm	1050 mm
Technical data		
Power supply		
Frequency	50/60 Hz	50/60 Hz
Rated voltage		
Rated current	8,7 A	13,0 A
Setting range	0-30 °C	0-30 °C
IP-Rating	IP24	IP24
Protection class	I	I
Weight	8,3 kg	11,3 kg
Colour	alpine white	alpine white

Depth including wall mounting bracket

**Contact information**

You have questions? We appreciate to help you:

Call **+49 5531 - 7020**

Write an email to **[info@stiebel-eltron.com](mailto:info@stiebel-eltron.com)**

**Installation information**

Please ask your local power supply utility or a registered electrician to install appliances that are not fully wired, i.e. ready to plug in. The electrician should also be able to assist you with obtaining the agreement of the respective power supply utility required for the appliance installation.