


CON 30 Premium

PRODUCT-NO.: 237834

Precision heating with style

With this direct heater, you enhance your room in two ways. The appliance not only provides pleasant warmth, but also blends in perfectly with your interior décor thanks to its high quality design. So you don't have to choose between warmth and style.



Flexible heat control

The wall mounted convector also plays to its strengths when it comes to convenience. Use the weekly timer to set a precise temperature for several days, or adjust the temperature spontaneously at the touch of a button for anything from ten minutes to two hours. When you air the room, the appliance switches off automatically.

The main features

Wall mounted convector – ideal as an auxiliary heater or interim heater in spring/autumn

Even, quiet, air heating


High quality design with an aluminium front

Operating controls with backlit LCD

Weekly timer, 120-minute timer, frost protection and open window detection

Control unit with self-learning capability: automatic calculation of the preheat time in timer mode

ON/OFF switch and overheating protection



Type	CON 5 Premium	CON 10 Premium	CON 15 Premium
Part no.	237830	237831	237832

Wärmeleistung

Rated heating output P _{nom}	0.50 kW	1.00 kW	1.50 kW
Minimum heating output (standard value) P _{min}	0.00 kW	0.00 kW	0.00 kW
Maximum continuous heating output P _{max,c}	0.50 kW	1.00 kW	1.50 kW

Hilfsstromverbrauch



Auxiliary power consumption with rated heating output e _{lmax}	0.00 kW	0.00 kW	0.00 kW
Auxiliary power consumption with minimum heating output e _{lmin}	0.00 kW	0.00 kW	0.00 kW
Auxiliary power consumption in standby mode e _{lSB}	0.00 kW	0.00 kW	0.00 kW

Art der Wärmeleistung/Raumtemperaturkontrolle

Type of heating output/room temperature control: Single stage heating output, no room temperature control	-	-	-
Type of heating output/room temperature control: Two or more manually adjustable stages, no room temperature control	-	-	-
Type of heating output/room temperature control: Room temperature control with mechanical thermostat	-	-	-
Type of heating output/room temperature control: With electronic room temperature control	-	-	-
Type of heating output/room temperature control: Electronic room temperature control and time of day control	-	-	-
Type of heating output/room temperature control: Electronic room temperature control and day of week control	x	x	x

Sonstige Regelungsoptionen

Other control options: Room temperature control with presence detection	-	-	-
Other control options: Room temperature control with window open detection	x	x	x
Other control options: With remote control option	-	-	-
Other control options: With adaptive control of heating startup	x	x	x
Other control options: With operating time limitation	-	-	-
Other control options: With black bulb sensor	-	-	-



Type	CON 20 Premium	CON 30 Premium
Part no.	237833	237834

Wärmeleistung

Rated heating output P_{nom}	2.00 kW	3.00 kW
Minimum heating output (standard value) P_{min}	0.00 kW	0.00 kW
Maximum continuous heating output P_{max,c}	2.00 kW	3.00 kW

Hilfsstromverbrauch

Auxiliary power consumption with rated heating output e_{lmax}	0.00 kW	0.00 kW
Auxiliary power consumption with minimum heating output e_{lmin}	0.00 kW	0.00 kW
Auxiliary power consumption in standby mode e_{lSB}	0.00 kW	0.00 kW

Art der Wärmeleistung/Raumtemperaturkontrolle

Type of heating output/room temperature control: Single stage heating output, no room temperature control	-	-
Type of heating output/room temperature control: Two or more manually adjustable stages, no room temperature control	-	-
Type of heating output/room temperature control: Room temperature control with mechanical thermostat	-	-
Type of heating output/room temperature control: With electronic room temperature control	-	-
Type of heating output/room temperature control: Electronic room temperature control and time of day control	-	-
Type of heating output/room temperature control: Electronic room temperature control and day of week control	x	x

Sonstige Regelungsoptionen

Other control options: Room temperature control with presence detection	-	-
Other control options: Room temperature control with window open detection	x	x
Other control options: With remote control option	-	-
Other control options: With adaptive control of heating startup	x	x
Other control options: With operating time limitation	-	-
Other control options: With black bulb sensor	-	-

Depth including wall mounting bracket

Contact information

You have questions? We appreciate to help you:

Call **+49 5531 - 7020**

Write an email to **info@stiebel-eltron.com**

Installation information

Please ask your local power supply utility or a registered electrician to install appliances that are not fully wired, i.e. ready to plug in. The electrician should also be able to assist you with obtaining the agreement of the respective power supply utility required for the appliance installation.