

CNS 200 Trend M

CONVECTORS

PRODUCT-NO.: 203642

Do you want pleasant temperatures in very specific places in your home? In addition to your central heating? Then this practical wall mounted convector is the heater for you. Its slimline design makes it very easy to integrate.



The slimline appliance is very robust and can therefore withstand even the chaos and commotion of everyday life. An integrated frost protection function precludes heating system failures due to low temperatures.

The main features

Compact wall mounted convector, ideal as an auxiliary heater or interim heater in spring/autumn

Extremely slimline design

Mechanical temperature controller

Safety through overheating protection

Robust design

Frost protection setting



Type	CNS 50 Trend M	CNS 100 Trend M	CNS 150 Trend M
Part no.	203638	203640	203641

Wärmeleistung

Rated heating output P _{nom}	0.50 kW	1.00 kW	1.50 kW
Minimum heating output (standard value) P _{min}	0.00 kW	0.00 kW	0.00 kW
Maximum continuous heating output P _{max,c}	0.50 kW	1.00 kW	1.50 kW

Hilfsstromverbrauch




Auxiliary power consumption with rated heating output e _{lmax}	0.00 kW	0.00 kW	0.00 kW
Auxiliary power consumption with minimum heating output e _{lmin}	0.00 kW	0.00 kW	0.00 kW
Auxiliary power consumption in standby mode e _{lSB}	0.00 kW	0.00 kW	0.00 kW

Art der Wärmeleistung/Raumtemperaturkontrolle

Type of heating output/room temperature control: Single stage heating output, no room temperature control	-	-	-
Type of heating output/room temperature control: Two or more manually adjustable stages, no room temperature control	-	-	-
Type of heating output/room temperature control: Room temperature control with mechanical thermostat	x	x	x
Type of heating output/room temperature control: With electronic room temperature control	-	-	-
Type of heating output/room temperature control: Electronic room temperature control and time of day control	-	-	-
Type of heating output/room temperature control: Electronic room temperature control and day of week control	-	-	-

Sonstige Regelungsoptionen

Other control options: Room temperature control with presence detection	-	-	-
Other control options: Room temperature control with window open detection	-	-	-
Other control options: With remote control option	-	-	-
Other control options: With adaptive control of heating startup	-	-	-
Other control options: With operating time limitation	-	-	-
Other control options: With black bulb sensor	-	-	-



Type	CNS 200 Trend M	CNS 250 Trend M	CNS 300 Trend M
Part no.	203642	203643	203644

Wärmeleistung

Rated heating output P _{nom}	2.00 kW	2.50 kW	3.00 kW
Minimum heating output (standard value) P _{min}	0.00 kW	0.00 kW	0.00 kW
Maximum continuous heating output P _{max,c}	2.00 kW	2.50 kW	3.00 kW

Hilfsstromverbrauch

Auxiliary power consumption with rated heating output e _{lmax}	0.00 kW	0.00 kW	0.00 kW
Auxiliary power consumption with minimum heating output e _{lmin}	0.00 kW	0.00 kW	0.00 kW
Auxiliary power consumption in standby mode e _{lSB}	0.00 kW	0.00 kW	0.00 kW

Art der Wärmeleistung/Raumtemperaturkontrolle

Type of heating output/room temperature control: Single stage heating output, no room temperature control	-	-	-
Type of heating output/room temperature control: Two or more manually adjustable stages, no room temperature control	-	-	-
Type of heating output/room temperature control: Room temperature control with mechanical thermostat	x	x	x
Type of heating output/room temperature control: With electronic room temperature control	-	-	-
Type of heating output/room temperature control: Electronic room temperature control and time of day control	-	-	-
Type of heating output/room temperature control: Electronic room temperature control and day of week control	-	-	-

Sonstige Regelungsoptionen

Other control options: Room temperature control with presence detection	-	-	-
Other control options: Room temperature control with window open detection	-	-	-
Other control options: With remote control option	-	-	-
Other control options: With adaptive control of heating startup	-	-	-
Other control options: With operating time limitation	-	-	-
Other control options: With black bulb sensor	-	-	-

Depth including wall mounting bracket

Contact information

You have questions? We appreciate to help you:

Call **+49 5531 - 7020**

Write an email to **info@stiebel-eltron.com**

Installation information

Please ask your local power supply utility or a registered electrician to install appliances that are not fully wired, i.e. ready to plug in. The electrician should also be able to assist you with obtaining the agreement of the respective power supply utility required for the appliance installation.